



SM-RIB PANEL

Fastening Schedule

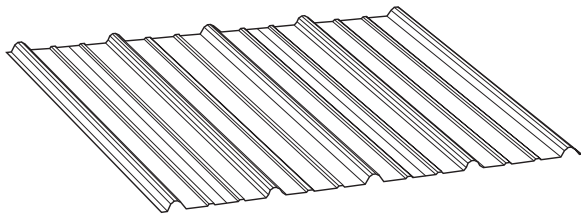
SM-Rib Exposed Fastener Panel System Manufacturers Recommended Fastening Schedule

Maximum Tested Design Pressures ^{1,2,3,4}

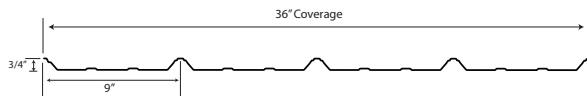
| Plywood/ OSB Decking Min. 15/32" outside Miami-Dade Min. 19/32" in Miami-Dade | Field Zone 1 | Perimeter and Corners Zone 2 and Zone 3 |
|---|-----------------|--|
| Maximum Design Pressure | -71 psf | -123.5 psf |
| Maximum Fastener Spacing | 24" on center | 24" on center |

1. Extrapolation and rational analysis by a Florida Licensed Architect or Structural Engineer is allowed outside the Miami-Dade HVHZ compliance area. 2. Extrapolation and rational analysis shall not be allowed above the maximum tested design pressures within the Miami-Dade HVHZ compliance area. 3. Interpolation is allowed between Field and Perimeter & Corner test pressure values. 4. For corresponding wind speeds, refer to table 1609.6.2.1(2) of the Florida Building Code.

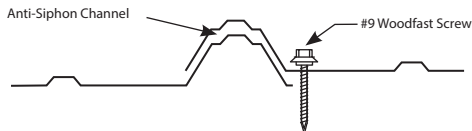
SM-Rib Panel and Detail



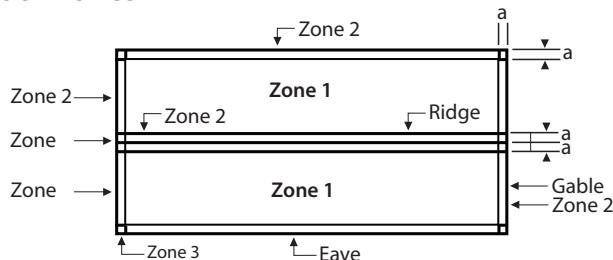
Profile Detail



Sidelap Detail



Roof Zones



Note: Dimension (a) is defined as 10% of the minimum width of the building or 40% of the mean height of the roof, whichever is smaller, however, (a) cannot be less than either 4% of the minimum width of the building or 3 feet.

Testing Data and Specifications

Accelerated Testing of coating 2000 hours per ASTM G23.
Salt Spray testing of coating 1000 hours per ASTM B117.
Fire Testing per ASTM E108 or UL790.
Wind Driven Rain Test per TAS 100.

Code Approvals¹

UL Fire Resistance Directory # R20735
Miami Dade Code Approval NOA # 09-0630.11
Florida Building Code Approval # FL-11175

1. Code Approval numbers may have changed since publication. For the most recent code approval numbers, contact Southeastern Metals' Technical Department or refer to the appropriate code agency.

O.C. Spacing and Fastening Detail

